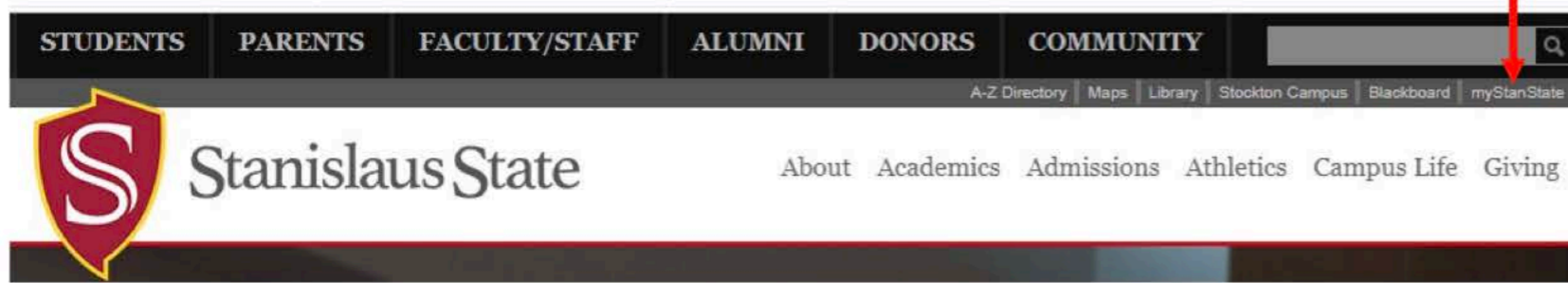
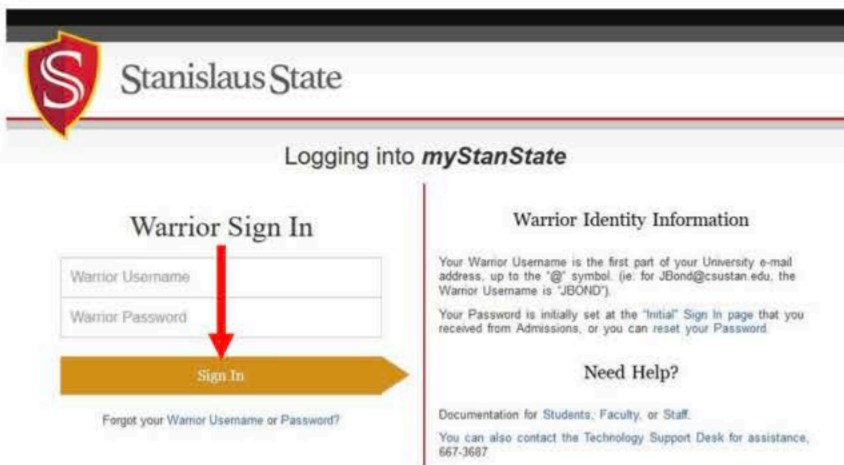


Online payments are completed on the Stanislaus State website at www.csustan.edu

1. Click on “myStanState” to login



2. Enter Username and Password. Click “Sign In”



3. On the Student Dashboard screen click “MyStanState Student Center”

4. Scroll down to the Finances section and click on “MAKE A PAYMENT/VIEW E-BILL”

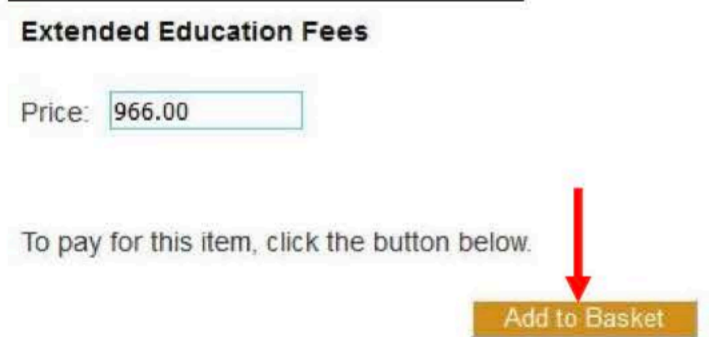


5. Click “Extended Education Fees”

Your account currently has the following charge(s):

Description	Amount
Extended Education Fees	\$966.00

6. Click “Add to Basket”

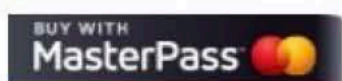


7. Click “Checkout”



8. Select Credit Card or Electronic Check. Click “Continue Checkout” and enter payment information

- Credit Card
- Electronic Check



Credit Card payments will be charged an additional 2.75% fee. Electronic Check payments do not have additional fees.